

D-DART

TEMPEST V2



Made in China



www.D-Dart.com
Unit 1504, 15/F, 50 Bonham Strand,
Sheung Wan, Hong Kong

Please retain instruction manual. It contains important information for future reference.

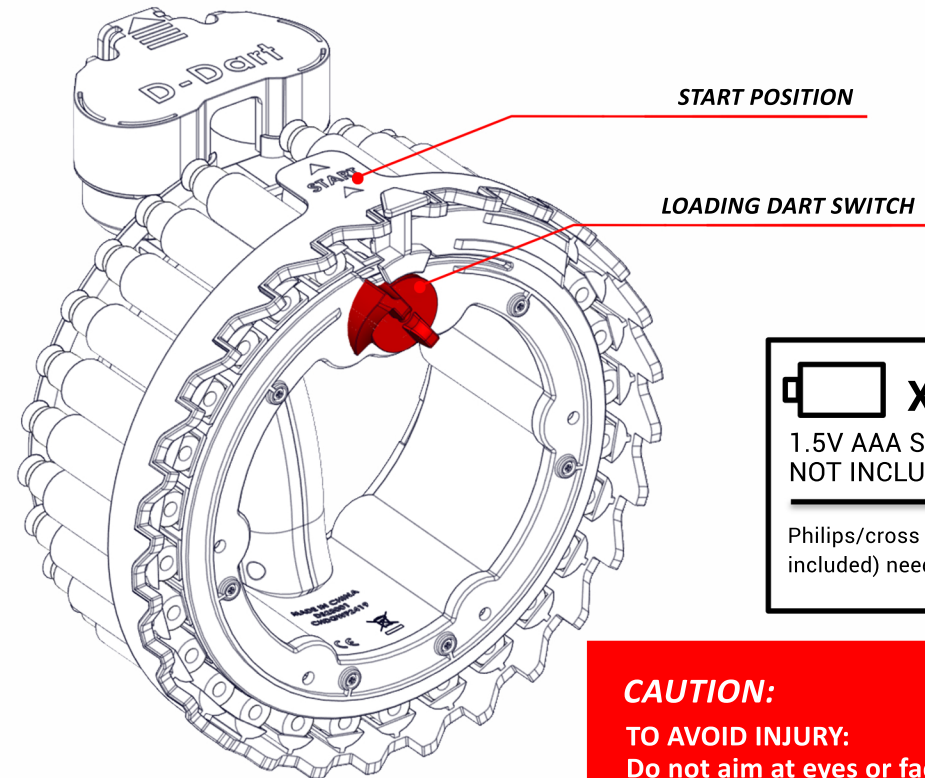
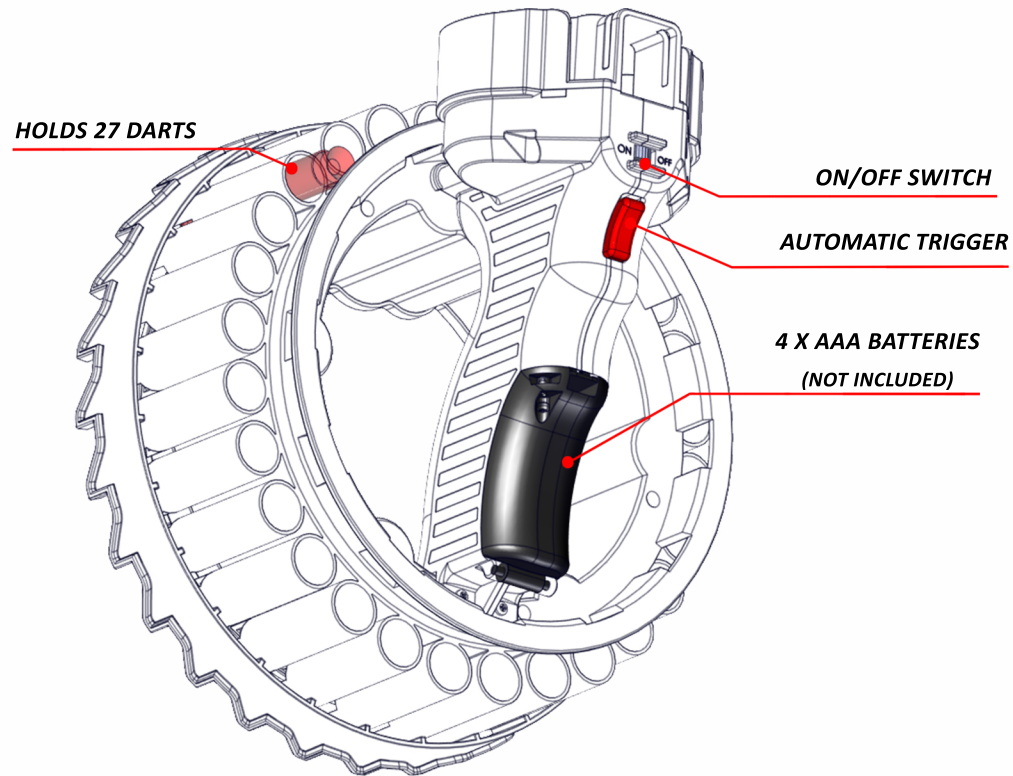
THE COOLEST DART BLASTER EVER!

AGE 8+

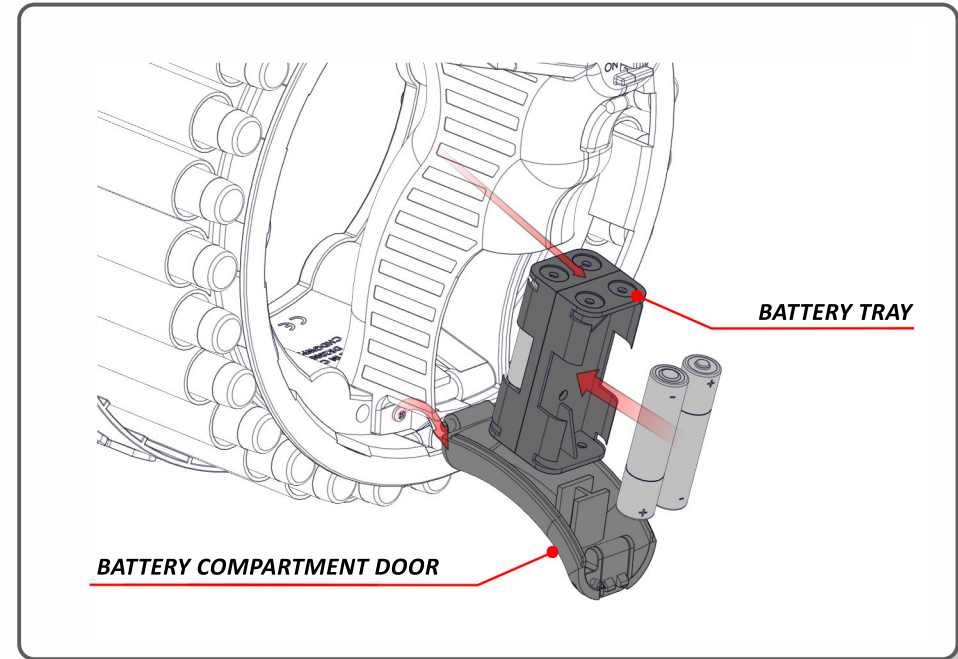
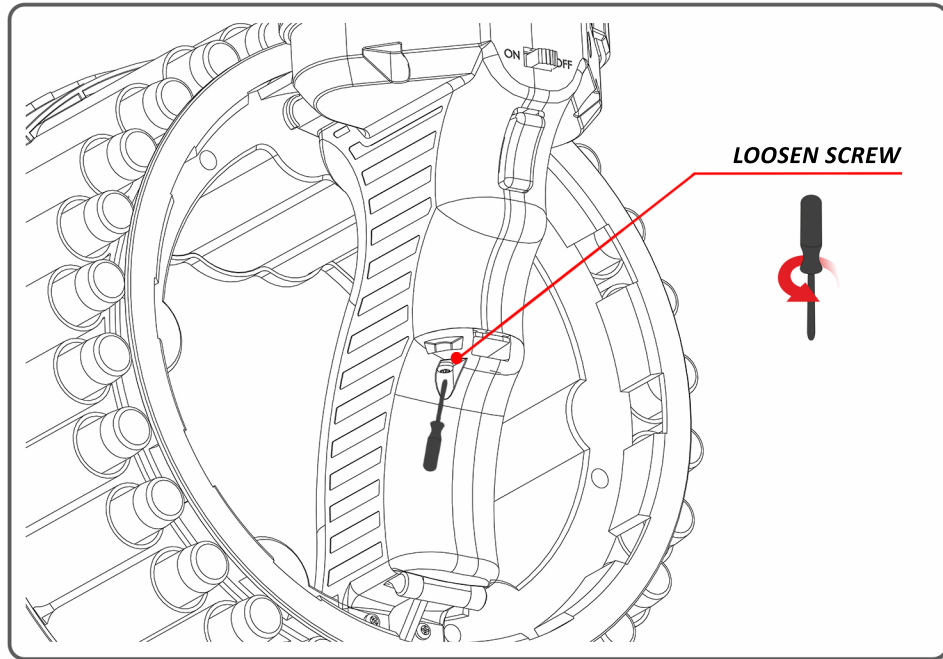
V_15

OVERVIEW

BE SURE TO READ AND FOLLOW ALL INSTRUCTIONS CAREFULLY BEFORE USING THIS PRODUCT



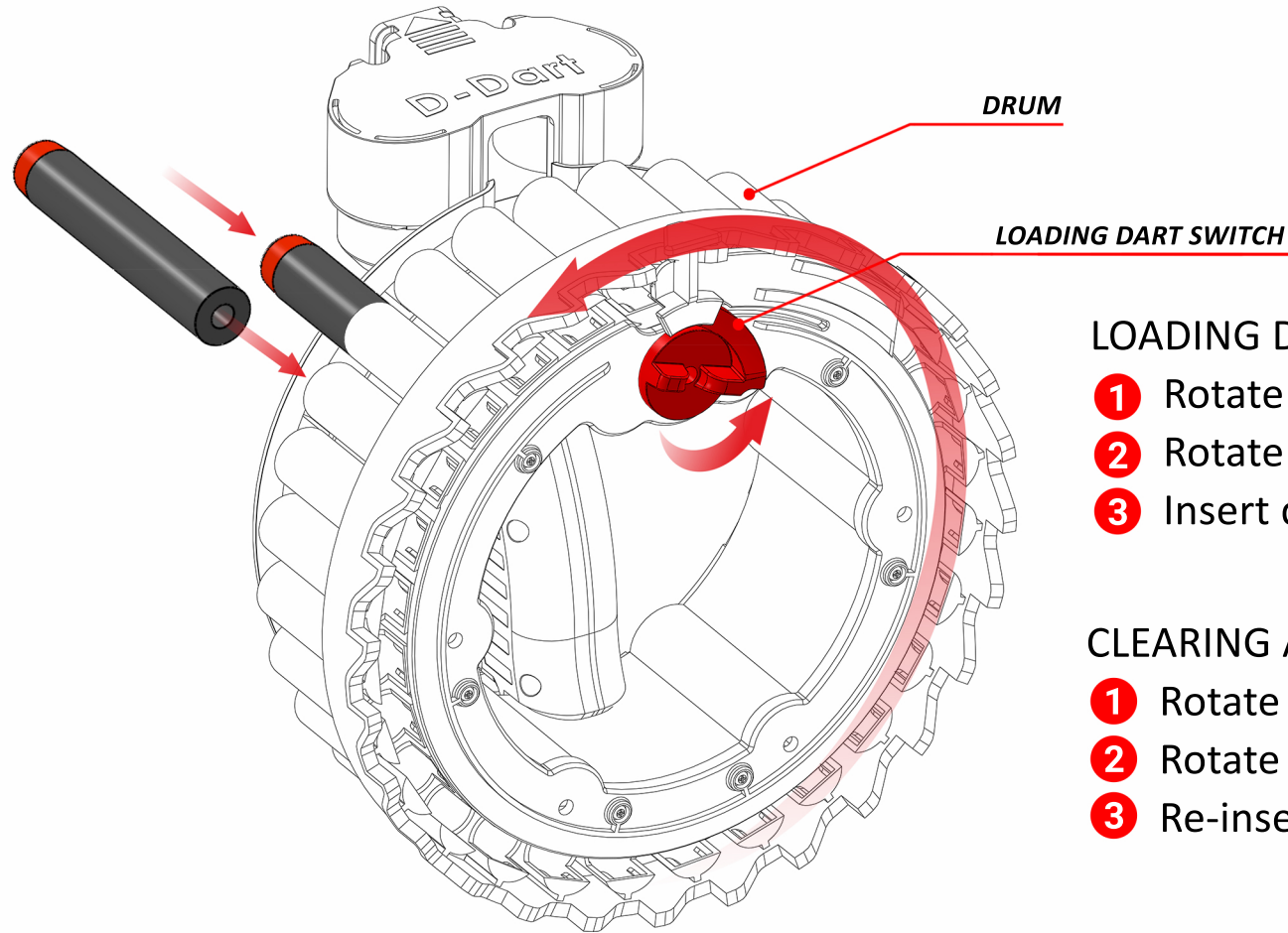
INSERTING BATTERIES



- 1 Loosen screw in the battery compartment door with a Philips/cross head screwdriver (not included).
- 2 Open battery compartment door, remove battery tray, and insert 4 x 1.5V AAA batteries.
- 3 Replace battery tray, close battery compartment door and tighten screw.

NON-RECHARGEABLE BATTERIES ARE NOT TO BE RECHARGED

CAUTION: Do not aim at eyes or face.
TO AVOID INJURY:
Use only darts designed for this product.
Do not modify darts or dart blaster.

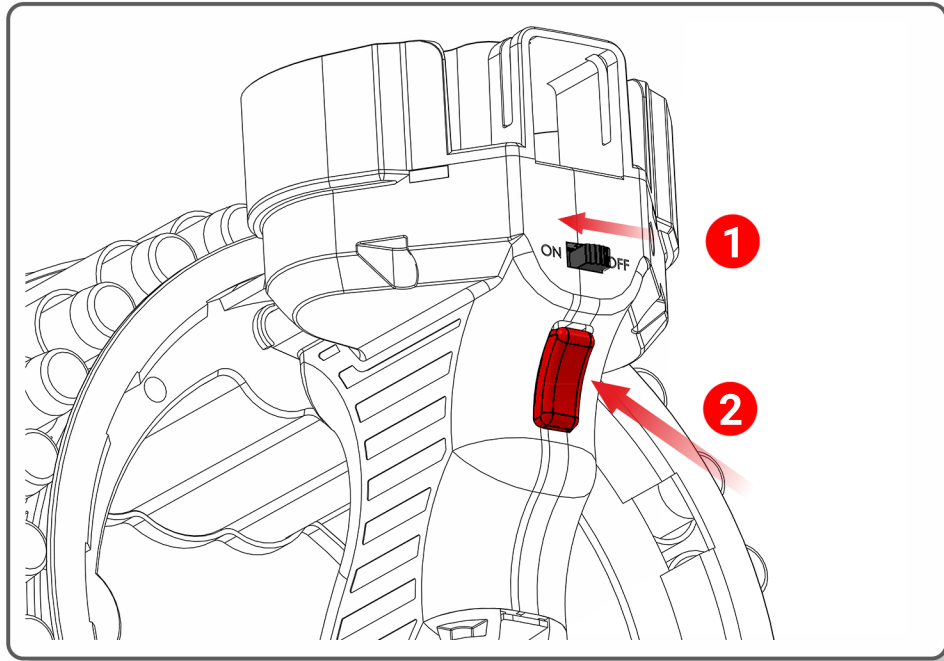


LOADING DARTS

- 1 Rotate loading dart switch until "CLICK" sound.
- 2 Rotate drum to needed position for easy dart insertion.
- 3 Insert darts as shown in the picture (1 dart at a time).

CLEARING A JAM

- 1 Rotate loading dart switch until "CLICK" sound.
- 2 Rotate drum to fix jammed darts.
- 3 Re-insert jammed darts in correct way.



- 1 Slide switch to "ON" position
- 2 Pull trigger to fire

IMPORTANT: BATTERY INFORMATION

CAUTION:

- 1 Always follow the instructions carefully. Use only batteries specified and be sure to insert them correctly by matching + and - polarity markings.
- 2 Do not mix old batteries and new batteries or standard (carbon-zinc) with alkaline batteries.
- 3 Remove exhausted or dead batteries from the product.
- 4 Remove batteries if product is not to be played with for a long time.
- 5 Do not short-circuit the supply terminals.
- 6 Should this product cause, or be affected by, local electrical interference, move it away from other electrical equipment.
- 7 RECHARGEABLE BATTERIES: Do not mix these with any other types of batteries. Always remove from the product before recharging. Recharge batteries under adult supervision.

NON-RECHARGEABLE BATTERIES ARE NOT TO BE RECHARGED

D-DART

TEMPEST V2

Made in China



Correct Disposal of this product.

This marking indicates that this product should not be disposed with other household wastes throughout the EU. To prevent possible harm to the environment or human health from uncontrolled waste disposal, recycle it responsibly to promote the sustainable reuse of material resources. To return your used devices, please use the return and collection systems or contact the retailer where the product was purchased. They can take this product for environmental safe recycling.



www.D-Dart.com
Unit 1504, 15/F, 50 Bonham Strand,
Sheung Wan, Hong Kong

THE COOLEST DART BLASTER EVER!

AGE 8+